




MANITOU TELEHANDLER ATTACHMENT LIST

NAME	MODEL	CAPACITY	QUALIFICATION	COMPATIBLE MODEL							PHOTO
				MT1440A	MRT1440Easy	MRT1840	MRT1845Vision	MRT2150P	MRT2540P	MRT2550P	
Side-shift Forks	TFF 45 DL 1040	Max.Capacity: 4,000kg Width: 1,040mm (MT1440A)	Shovel Loader etc Driving Skill Training Course	○							
	TDL FEM	Max.Capacity: 4,000kg Width: 1,295mm (MRT1440Easy) Width: 1,327mm (MRT2540P)			○	○			○		
		Max.Capacity: 4,500kg Width: 1,320mm (MRT1845Vision)					○				
		Max.Capacity: 5,000kg Width: 1,290mm (MRT2150P/MRT2550P)					○		○		
Working Platform (Fast-Opening Platform)	PSE 4400/365 D PSE 4400/365	Max.Capacity: 365kg Number of people: 3 Overall Length (Ext): 2,260~4,385mm Overall Length (Int): 1,830~4,250mm Overall Width (Ext): 1,410mm - (Int): 1,170mm Width (Incl. Coupling): 2,250mm Overall Height: 1,600mm Weight: 670kg (650 kg only for MT1440)	Aerial Work Platform Vehicle Driving Skill Training Course	○	○	○	○	○	○	○	
	PSE 4400-700 D	Max.Capacity: 700kg Number of people: 3 Overall Length (Ext): 2,230~4,400mm Overall Length (Int): 1,800~4,250mm Overall Width (Ext): 1,450mm - (Int): 1,170mm Width (Incl. Coupling): 2,400mm Overall Height: 1,600mm Weight: 1,030kg		×	○	○	○	○	○	○	
2-Hook Jib	P 4000 / MT82	Max. Lifting Capacity: 1,200kg Length: 2,840mm Weight: 210kg Width: 850mm	Small Mobile Crane Operation Skill Training Course	○	×	×	×	×	×	×	
	P 6000	Max. Lifting Capacity: 2,000kg Length: 2,708mm Weight: 282kg Width: 750mm		×	×	○	○	○	○	○	
Extension Jib with Winch	PT 2000	Max. Lifting Capacity: 2,000kg Length: 2,517mm (2,250) Weight: 354kg Width: 830mm		×	○	○	○	○	○	○	
Material Handling Bucket ※ Not for excavator	CBR1000	Volume: 990L Length: 2,450mm Weight: 368kg Width: 976mm	Vehicle-type Construction Machine Skill Training Course	○	○ E-RECO Recognition not available	○ E-RECO Recognition not available	○	×	○	×	